



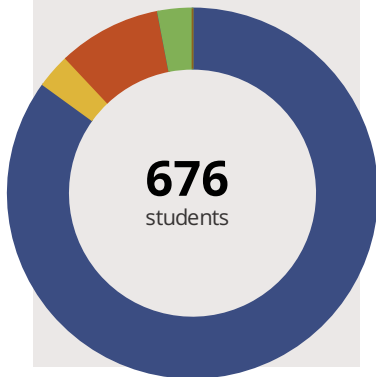
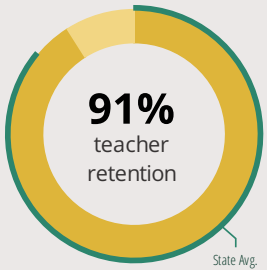
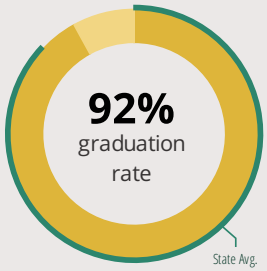
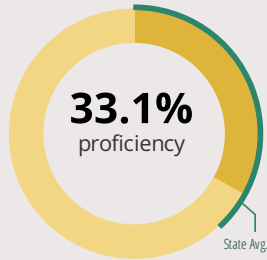
PONTIAC HIGH SCHOOL

1100 E INDIANA AVE PONTIAC, IL 61764 1204 (815) 844-6113

Grades: 9-12
District: PONTIAC TWP HSD 90

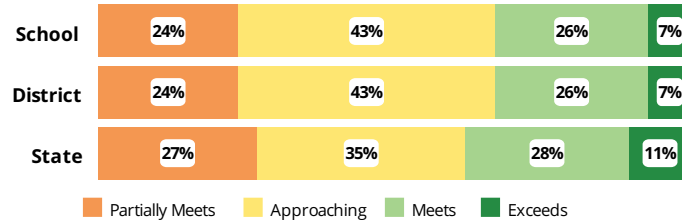
Principal: Mr. Eric Bohm
Superintendent: Mr. Jon Kilgore

FAST FACTS



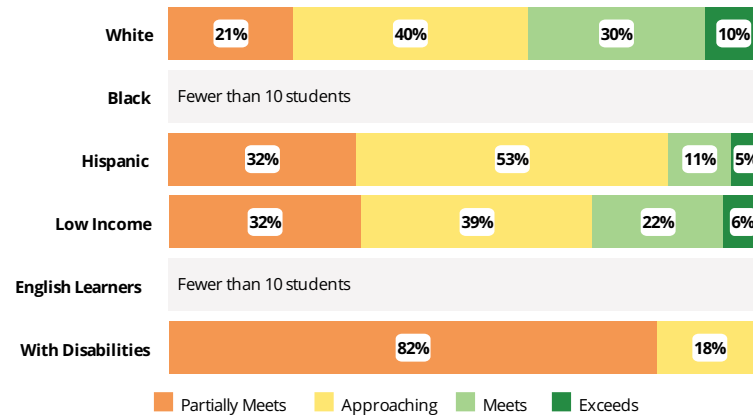
Academic Success

High school students take the SAT in Math and English Language Arts. The display shows SAT results in four performance levels.



Success by Student Group

This display shows SAT performance levels for each student group. No data is shown for groups with fewer than 10 students.



Student Characteristics

White	85%	Low Income	39%
Black	3%	English Learners	0%
Hispanic	9%	With Disabilities	15%
Asian	0%	Homeless	4%
American Indian	0%		
Two or More Races	3%		
Pacific Islander	0%		

School Environment



The **5Essentials Survey** allows students in grades 6-12 and all teachers to share their perspectives on essential conditions for learning. The anonymous survey consists of 5 components.

- Most implementation
- More implementation
- Average implementation
- Less implementation
- Least implementation
- Not Applicable/Low Response

Response Rates

Students	-
Teachers	-

Effective Leaders

Do principals and teachers implement a shared vision for success?

Collaborative Teachers

Do teachers collaborate to promote professional growth?

Ambitious Instruction

Are the classes challenging and engaging?

Supportive Environment

Is the school safe, demanding, and supportive?

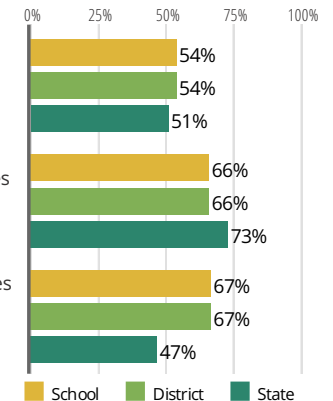
Involved Families

Does the entire staff build strong external relationships?

College Readiness

Ready for College Coursework

Students who meet or exceed ACT college readiness benchmarks



Postsecondary Enrollment

Students who enroll at colleges and universities

Postsecondary Remediation (lower is better)

Students enrolled in Illinois community colleges who require remedial coursework



PONTIAC HIGH SCHOOL

School Highlights

Academic Courses

As we prepare our students for the global workforce, we offer nine AP courses, three dual-credit courses, along several other course offerings for students to round out their schedules. In addition, we have a Freshman Learning Community that focuses on the academic, social, and emotional needs of our ninth grade students as they transition to PTHS.

Physical Education, Health and Wellness

Aerobic Fitness, Bowling, Dance, Gymnastics, Health Education Courses, Lifetime Fitness, Racquet Activities, Swimming, Track and Field, Weight Lifting/Toning

Other Programs and Activities

8-9th Grade Transition Workshops, Art Club, Auditorium Tech Crew, Career Education Events, Drama/Theatre, Family Nights, Journalism Club, Literary Society, Marching Band, Math Club, Mentoring Program, Music Club, National Honor Society, Newspaper, Parent Associations, Religious Partnerships, Scholastic Bowl, Science Club, Speech Team, Student Council/Government, Thespian Club, Tri-M, Yearbook Club

School Awards

Academic High Honors, Departmental Awards, Illinois State Scholars, Individual Sport Recognitions, PSAE Achievement Awards, Stanley Wuebbens, We Care, We Dare, We Share

Career Development Courses and Programs

Accounting II, Accounting I, Agricultural Business Management, Architectural Drafting I, Architectural Drafting II, Automotive Technician I, Automotive Technician II, Basic Agricultural Science, Biological Science Applications in Agriculture - Animals, Biological Science Applications in Agriculture - Plants, Care and Learning Services Management, Care and Learning Services Occupations, Carpentry I, Child Development and Parenting, Commercial & Advertising Art I, Commercial & Advertising Art ...

Athletics

Bass Fishing, Boy's Baseball, Boy's Basketball, Boy's Cross Country, Boy's Football, Boy's Golf, Boy's Swimming & Diving, Boy's Tennis, Boy's Track & Field, Boy's Wrestling, Color Guard, Girl's Basketball, Girl's Competitive Cheerleading, Girl's Competitive Dance, Girl's Cross Country, Girl's Golf, Girl's Softball, Girl's Swimming & Diving, Girl's Tennis, Girl's Track & Field, Girl's Volleyball, Snowball

School Personnel Resources

Area Career Center/EFE Director, Librarian/Media Specialist, School Guidance Counselor, Special Education Teacher, Technology Specialist

Facilities

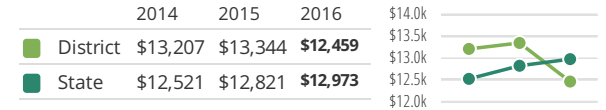
Most of this data has been collected by ISBE from school districts through data systems. Some information, such as the School Highlights, is entered directly by principals and can be updated throughout the year.

District Finance

Instructional Spending per Pupil includes only the activities directly dealing with the teaching of students or the interaction between teachers and students.



Operational Spending per Pupil includes all costs for overall operations in this school's district, including Instructional Spending, but excluding summer school, adult education, capital expenditures, and long-term debt payments.



Educator Measures

This school has had **2 principal(s)** over the past 6 years. In the last three years, an average of **91% of teachers** return to this school each year.

Student Attendance and Mobility

Attendance Rate

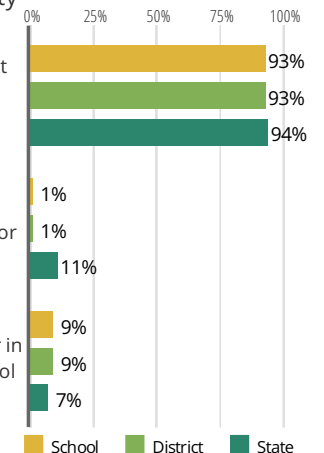
Rate at which students are present at school, not including excused or unexcused absences

Chronic Truancy Rate

Percentage of students who have been absent without valid reasons for 5% or more of regular school days

Student Mobility

Percentage of students who transfer in or out of the school during the school year, not including graduates



FOR MORE INFORMATION

Visit IllinoisReportCard.com to see additional details about each item of information for this school. There you will find charts spanning multiple years, detailed explanations, resources, more of the school's programs and activities, and powerful tools that let you dig deeper into data.