

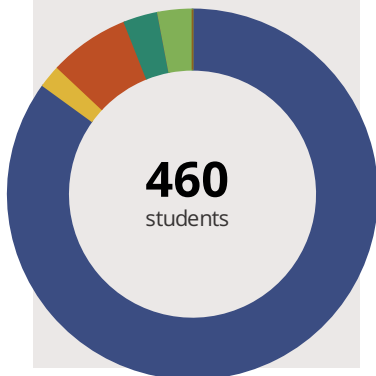
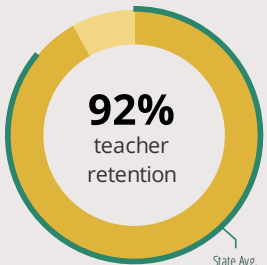
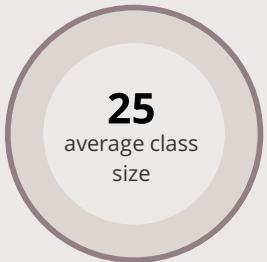
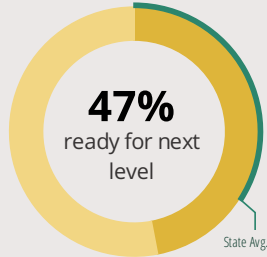
# NORTH GROVE ELEMENTARY SCHOOL

850 Republic Ave Sycamore, IL 60178 8880 (815) 899-8124

Grades: K-5  
District: SYCAMORE CUSD 427

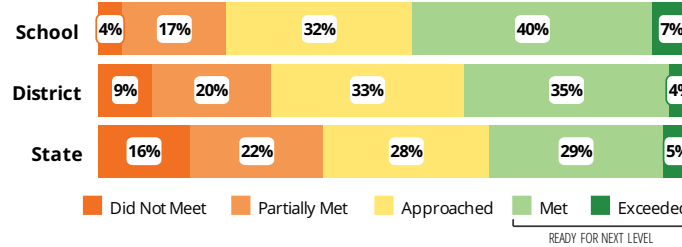
Principal: Mr. Ryan Janisch  
Superintendent: Mrs. Kathy Countryman

## FAST FACTS



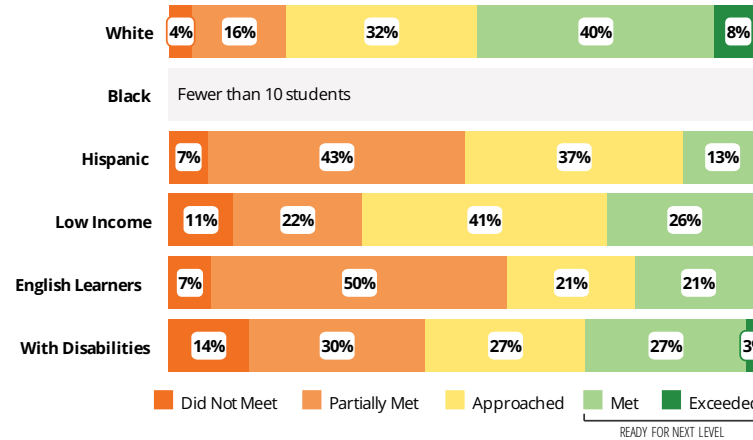
## Academic Success

Elementary All Illinois students in grades 3-8 take the PARCC assessment each year. High school students take the SAT in Math and English Language Arts.



## Success by Student Group

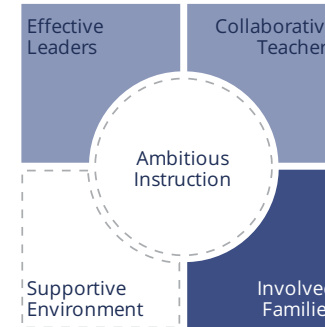
This display shows PARCC performance levels for each student group. No data is shown for groups with fewer than 10 students.



## Student Characteristics

White	85%	Low Income	14%
Black	2%	English Learners	4%
Hispanic	7%	With Disabilities	11%
Asian	3%	Homeless	0%
American Indian	0%		
Two or More Races	3%		
Pacific Islander	0%		

## School Environment



The **5Essentials Survey** allows students in grades 6-12 and all teachers to share their perspectives on essential conditions for learning. The anonymous survey consists of 5 components.

- Most implementation
- More implementation
- Average implementation
- Less implementation
- Least implementation
- Not Applicable/Low Response

### Response Rates

Students	-
Teachers	86%

### Average Effective Leaders

Do principals and teachers implement a shared vision for success?

### Average Collaborative Teachers

Do teachers collaborate to promote professional growth?

### - Ambitious Instruction

Are the classes challenging and engaging?

### - Supportive Environment

Is the school safe, demanding, and supportive?

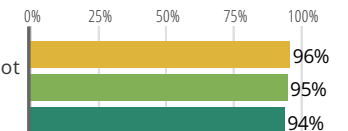
### More Involved Families

Does the entire staff build strong external relationships?

## Student Attendance and Mobility

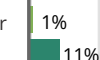
### Attendance Rate

Rate at which students are present at school, not including excused or unexcused absences



### Chronic Truancy Rate

Percentage of students who have been absent without valid reasons for 5% or more of regular school days



### Student Mobility

Percentage of students who transfer in or out of the school during the school year, not including graduates





# NORTH GROVE ELEMENTARY SCHOOL

## School Highlights

### Academic Courses

The Sycamore School District #427 believes in the mission of empowering all students to succeed in their world. The elementary philosophy supports a core focus of academic rigor and social emotional skills.

### Physical Education, Health and Wellness

Students in grades K-5 receive an integrated physical education/health program. This includes the annual FitnessGram assessment for all students.

### Other Programs and Activities

Other programs at the elementary schools provide learners with opportunities to participate in real world situations. These community partnerships extend the school day and relate to learner outcomes.

### School Awards

### Career Development Courses and Programs

### Athletics

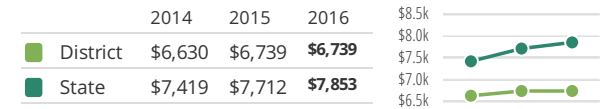
### School Personnel Resources

Paraprofessional, Reading Specialist, School Nurse, School Psychologist, School Social Worker, Special Education Teacher, Speech Language Pathology Teacher

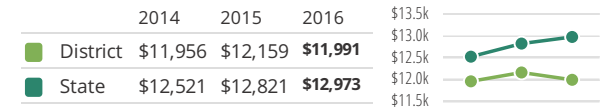
### Facilities

## District Finance

**Instructional Spending per Pupil** includes only the activities directly dealing with the teaching of students or the interaction between teachers and students.



**Operational Spending per Pupil** includes all costs for overall operations in this school's district, including Instructional Spending, but excluding summer school, adult education, capital expenditures, and long-term debt payments.



## Educator Measures

This school has had **1 principal(s)** over the past 6 years. In the last three years, an average of **92% of teachers** return to this school each year.

## FOR MORE INFORMATION

Visit [IllinoisReportCard.com](http://IllinoisReportCard.com) to see additional details about each item of information for this school. There you will find charts spanning multiple years, detailed explanations, resources, more of the school's programs and activities, and powerful tools that let you dig deeper into data.

Most of this data has been collected by ISBE from school districts through data systems. Some information, such as the School Highlights, is entered directly by principals and can be updated throughout the year.