



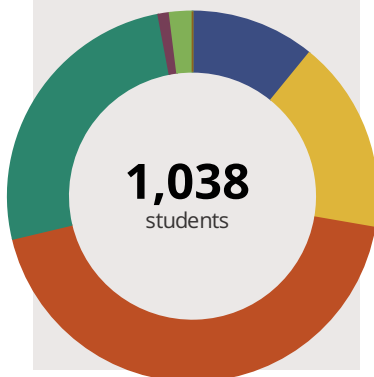
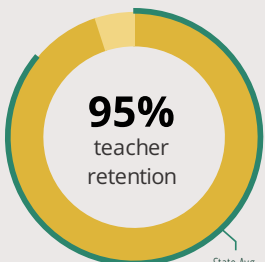
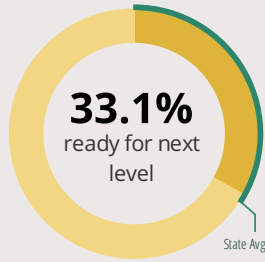
# HAYT ELEM SCHOOL

1518 W GRANVILLE AVE CHICAGO, IL 60660 1812 (773) 534-2040

Grades: P-8  
District: CITY OF CHICAGO SD 299

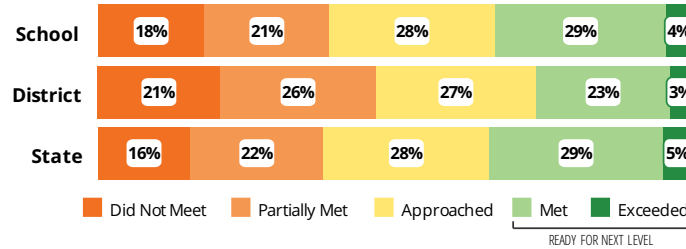
Principal: Daniel Gomez  
Superintendent: Dr. Janice Jackson

## FAST FACTS



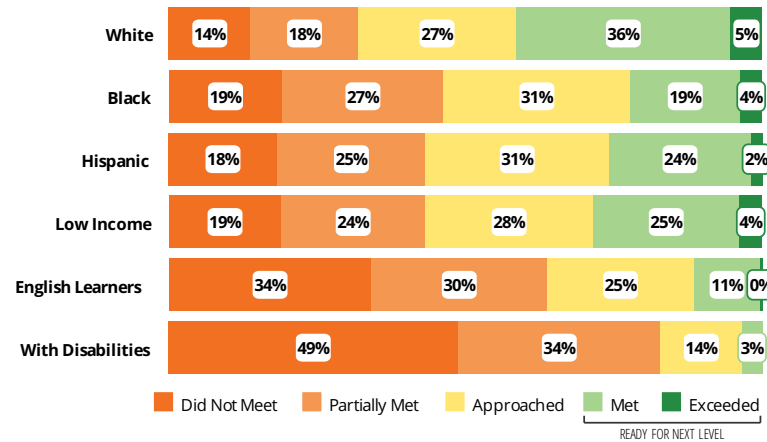
## Academic Success

Middle All Illinois students in grades 3-8 take the PARCC assessment each year. High school students take the SAT in Math and English Language Arts.



## Success by Student Group

This display shows PARCC performance levels for each student group. No data is shown for groups with fewer than 10 students.



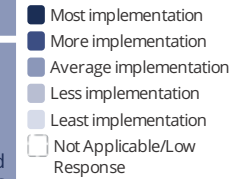
## Student Characteristics

|                   |     |                   |     |
|-------------------|-----|-------------------|-----|
| White             | 11% | Low Income        | 89% |
| Black             | 17% | English Learners  | 44% |
| Hispanic          | 44% | With Disabilities | 12% |
| Asian             | 26% | Homeless          | 1%  |
| American Indian   | 1%  |                   |     |
| Two or More Races | 2%  |                   |     |
| Pacific Islander  | 0%  |                   |     |

## School Environment



The **5Essentials Survey** allows students in grades 6-12 and all teachers to share their perspectives on essential conditions for learning. The anonymous survey consists of 5 components.



**Response Rates**

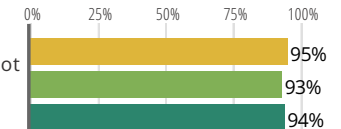
|          |     |
|----------|-----|
| Students | 87% |
| Teachers | 77% |

- Less Effective Leaders**  
Do principals and teachers implement a shared vision for success?
- Average Collaborative Teachers**  
Do teachers collaborate to promote professional growth?
- More Ambitious Instruction**  
Are the classes challenging and engaging?
- Average Supportive Environment**  
Is the school safe, demanding, and supportive?
- Average Involved Families**  
Does the entire staff build strong external relationships?

## Student Attendance and Mobility

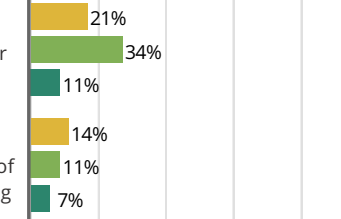
### Attendance Rate

Rate at which students are present at school, not including excused or unexcused absences




### Chronic Truancy Rate

Percentage of students who have been absent without valid reasons for 5% or more of regular school days



### Student Mobility

Percentage of students who transfer in or out of the school during the school year, not including graduates





# HAYT ELEM SCHOOL

## School Highlights

### Academic Courses

Academically, Hayt strives to challenge students to be their best. Hayt offers Middle School Algebra and each grade has a Gifted Comprehensive classroom starting in first grade. Hayt seeks to educate students beyond the classroom as well; enrichment classes include science, art and drama. In addition, Hayt is the only school in Chicago that teac

### Physical Education, Heath and Wellness

Hayt School has developed a three year physical education plan to increase the physical activity of all students, kindergarten through 8th grade. Hayt currently has two P.E. teachers on staff.

### Other Programs and Activities

Hayt begins supervising students at 7:30 a.m. After school, Future World offers after school care until 5:30. Fees may apply. In addition to sports, Hayt does offer a variety of activities ranging from Roots and Shoots to Science Club to Robotics.

### School Awards

Hayt has been acknowledge for academic as well as extra curricular activities. Hayt has participated and won the Rickover Naval Academy Robotics Invitational for the past three years. Hayt also participates in ballroom dancing and is always recognized for one of the required dances; last year, Hayt won the Waltz. Mayor Rahm Emanuel also recogniz

### Career Development Courses and Programs

Each year, the 7th & 8th grade students participate in Career Day

### Athletics

Hayt follows the CPS fall, winter and spring sport programs offering after school activities to students 5th though 8th grade. Sports include volleyball, basketball, & soccer.

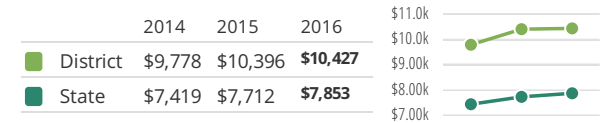
### School Personnel Resources

Bilingual Education Teacher, English as a Second Language Teacher, Librarian/Media Specialist, School Guidance Counselor, Special Education Teacher, Technology Specialist

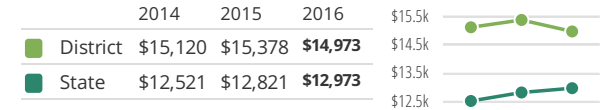
### Facilities

## District Finance

**Instructional Spending per Pupil** includes only the activities directly dealing with the teaching of students or the interaction between teachers and students.



**Operational Spending per Pupil** includes all costs for overall operations in this school's district, including Instructional Spending, but excluding summer school, adult education, capital expenditures, and long-term debt payments.



## Educator Measures

This school has had **1 principal(s)** over the past 6 years. In the last three years, an average of **95% of teachers** return to this school each year.

## FOR MORE INFORMATION

Visit [IllinoisReportCard.com](http://IllinoisReportCard.com) to see additional details about each item of information for this school. There you will find charts spanning multiple years, detailed explanations, resources, more of the school's programs and activities, and powerful tools that let you dig deeper into data.

Most of this data has been collected by ISBE from school districts through data systems. Some information, such as the School Highlights, is entered directly by principals and can be updated throughout the year.