



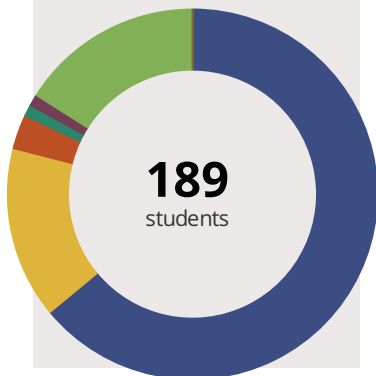
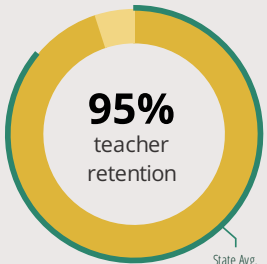
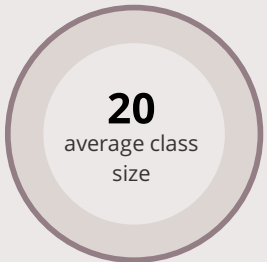
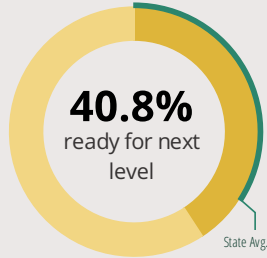
SCHILLER ELEM SCHOOL

800 W 4TH ST CENTRALIA, IL 62801 5716 (618) 532-1907

Grades: P,1-3
District: CENTRALIA SD 135

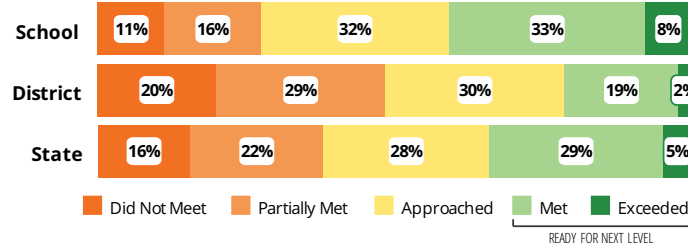
Principal: Mrs.Amanda Marshall
Superintendent: Craig Clark

FAST FACTS



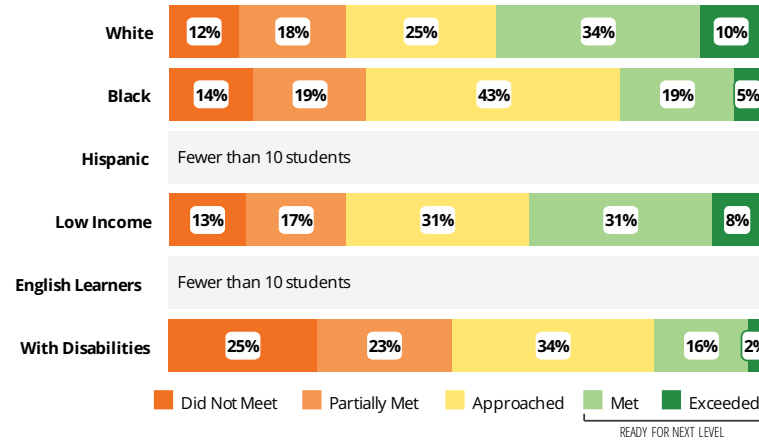
Academic Success

Elementary All Illinois students in grades 3-8 take the PARCC assessment each year. High school students take the SAT in Math and English Language Arts.



Success by Student Group

This display shows PARCC performance levels for each student group. No data is shown for groups with fewer than 10 students.

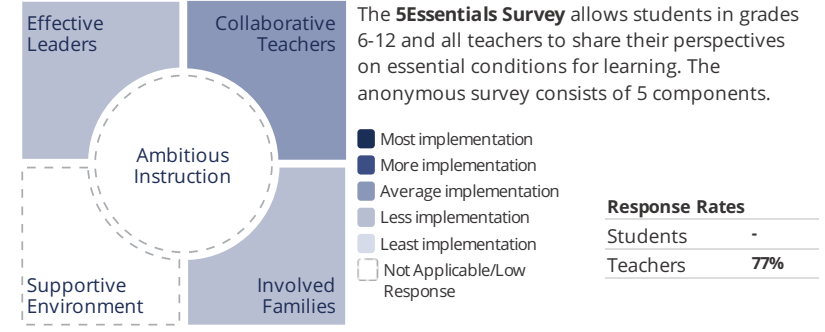


Student Characteristics

White	64%	Low Income	99%
Black	15%	English Learners	0%
Hispanic	3%	With Disabilities	32%
Asian	1%	Homeless	6%
American Indian	1%		
Two or More Races	16%		
Pacific Islander	0%		

School Environment

The **5Essentials Survey** allows students in grades 6-12 and all teachers to share their perspectives on essential conditions for learning. The anonymous survey consists of 5 components.

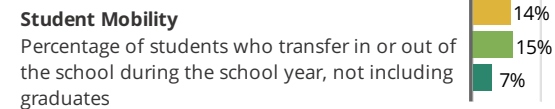
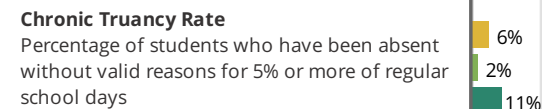
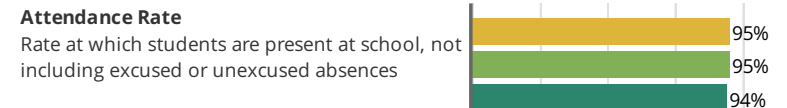


Response Rates

Students	-
Teachers	77%

- Effective Leaders** (Less): Do principals and teachers implement a shared vision for success?
- Collaborative Teachers** (Average): Do teachers collaborate to promote professional growth?
- Ambitious Instruction** (-): Are the classes challenging and engaging?
- Supportive Environment** (-): Is the school safe, demanding, and supportive?
- Involved Families** (Less): Does the entire staff build strong external relationships?

Student Attendance and Mobility





SCHILLER ELEM SCHOOL

School Highlights

Academic Courses

Career Development Courses and Programs

Physical Education, Health and Wellness

Athletics

Other Programs and Activities

School Personnel Resources

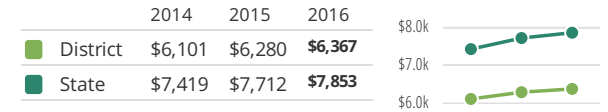
English as a Second Language Teacher, Paraprofessional, Special Education Teacher

School Awards

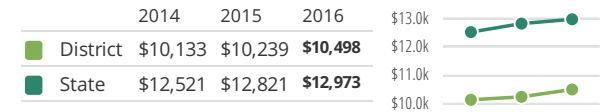
Facilities

District Finance

Instructional Spending per Pupil includes only the activities directly dealing with the teaching of students or the interaction between teachers and students.



Operational Spending per Pupil includes all costs for overall operations in this school's district, including Instructional Spending, but excluding summer school, adult education, capital expenditures, and long-term debt payments.



Educator Measures

This school has had **3 principal(s)** over the past 6 years. In the last three years, an average of **95% of teachers** return to this school each year.

FOR MORE INFORMATION

Visit IllinoisReportCard.com to see additional details about each item of information for this school. There you will find charts spanning multiple years, detailed explanations, resources, more of the school's programs and activities, and powerful tools that let you dig deeper into data.

Most of this data has been collected by ISBE from school districts through data systems. Some information, such as the School Highlights, is entered directly by principals and can be updated throughout the year.