



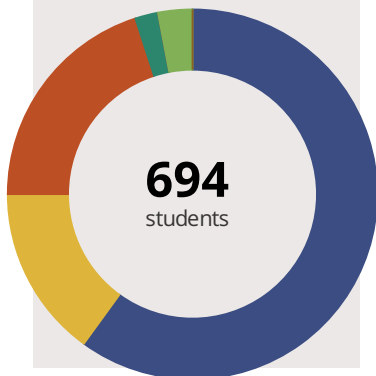
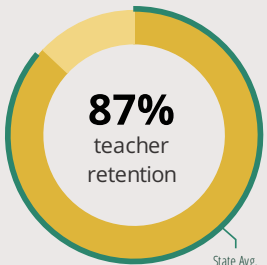
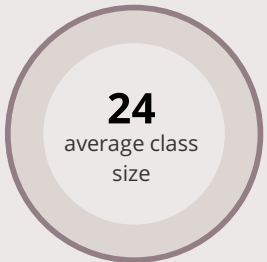
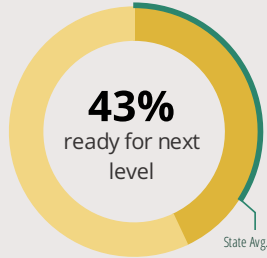
FRANK A BRODNICKI ELEM SCHOOL

8641 W 75TH ST JUSTICE, IL 60458 1114 (708) 496-8716

Grades: K-6
District: INDIAN SPRINGS SD 109

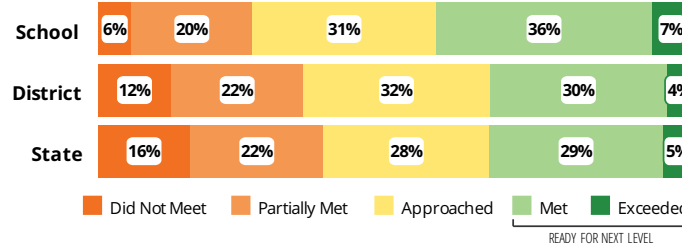
Principal: Dr. Kelly Doogan
Superintendent: Dr. Blair Nuccio

FAST FACTS



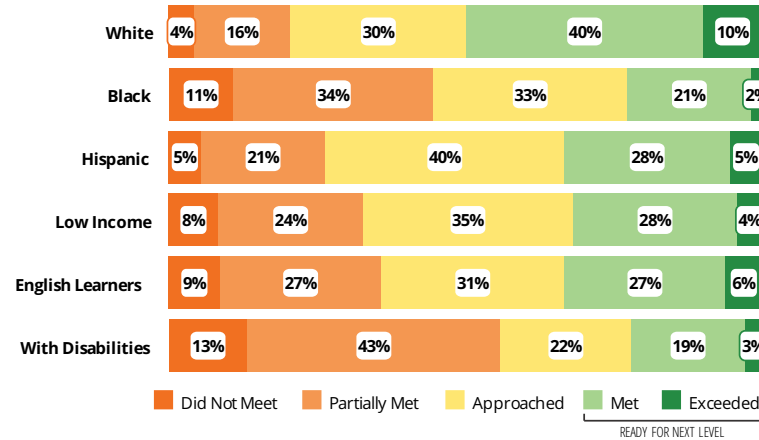
Academic Success

Elementary All Illinois students in grades 3-8 take the PARCC assessment each year. High school students take the SAT in Math and English Language Arts.



Success by Student Group

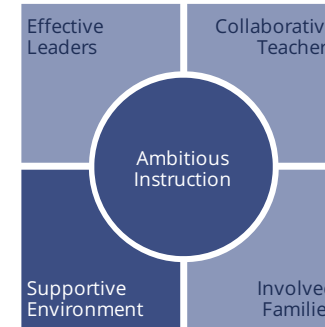
This display shows PARCC performance levels for each student group. No data is shown for groups with fewer than 10 students.



Student Characteristics

White	60%	Low Income	58%
Black	15%	English Learners	23%
Hispanic	20%	With Disabilities	11%
Asian	2%	Homeless	0%
American Indian	0%		
Two or More Races	3%		
Pacific Islander	0%		

School Environment



The **5Essentials Survey** allows students in grades 6-12 and all teachers to share their perspectives on essential conditions for learning. The anonymous survey consists of 5 components.



Response Rates

Students	90%
Teachers	63%

Average Effective Leaders

Do principals and teachers implement a shared vision for success?

Average Collaborative Teachers

Do teachers collaborate to promote professional growth?

More Ambitious Instruction

Are the classes challenging and engaging?

More Supportive Environment

Is the school safe, demanding, and supportive?

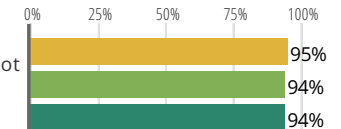
Average Involved Families

Does the entire staff build strong external relationships?

Student Attendance and Mobility

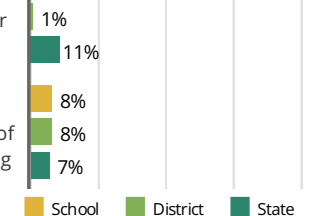
Attendance Rate

Rate at which students are present at school, not including excused or unexcused absences



Chronic Truancy Rate

Percentage of students who have been absent without valid reasons for 5% or more of regular school days



Student Mobility

Percentage of students who transfer in or out of the school during the school year, not including graduates



FRANK A BRODNICKI ELEM SCHOOL

School Highlights

Academic Courses

The mission of Brodnicki School is to provide all students with a quality education that will instill a desire and ability to achieve their maximum potential as self-supportive, independent, productive citizens prepared for college and career readiness. We are devoted to accomplishing our mission by involving all of our stakeholders.

Physical Education, Health and Wellness

At Brodnicki School we continuously explore various ways to provide parents and community members opportunities to participate in the educational process.

Other Programs and Activities

All staff at Brodnicki School effectively collaborate and communicate as team members.

School Awards

At Brodnicki School we are all learners; as a result, all members of the professional learning community will actively engage in professional development to advance student academic achievement.

Career Development Courses and Programs

Athletics

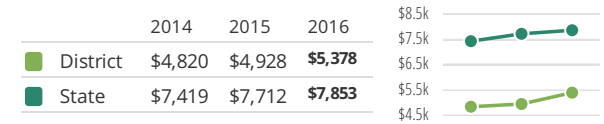
School Personnel Resources

At Brodnicki School all staff members are teachers of reading. Every teacher uses differentiated, research-validated instructional methodologies in order to support all of our learners. Data drives the decision making process. All staff members are responsible for the growth of all students regardless of a students' tier status.

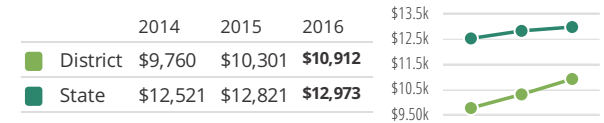
Facilities

District Finance

Instructional Spending per Pupil includes only the activities directly dealing with the teaching of students or the interaction between teachers and students.



Operational Spending per Pupil includes all costs for overall operations in this school's district, including Instructional Spending, but excluding summer school, adult education, capital expenditures, and long-term debt payments.



Educator Measures

This school has had **2 principal(s)** over the past 6 years. In the last three years, an average of **87% of teachers** return to this school each year.

FOR MORE INFORMATION

Visit IllinoisReportCard.com to see additional details about each item of information for this school. There you will find charts spanning multiple years, detailed explanations, resources, more of the school's programs and activities, and powerful tools that let you dig deeper into data.

Most of this data has been collected by ISBE from school districts through data systems. Some information, such as the School Highlights, is entered directly by principals and can be updated throughout the year.