



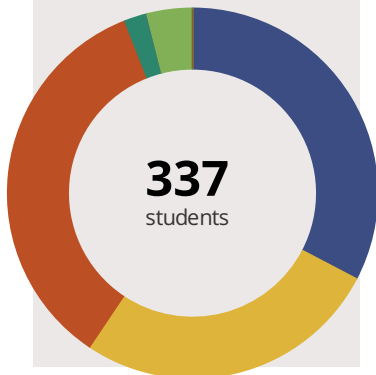
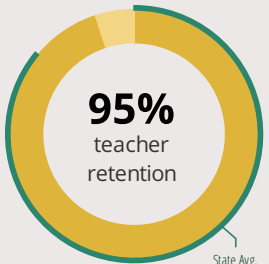
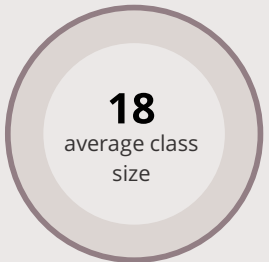
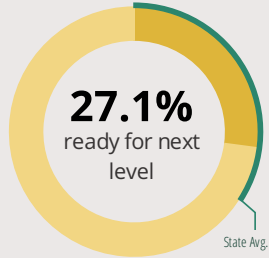
WESTCHESTER MIDDLE SCHOOL

1620 NORFOLK AVE WESTCHESTER, IL 60154 4430 (708) 450-2700

Grades: 6-8
District: WESTCHESTER SD 92-5

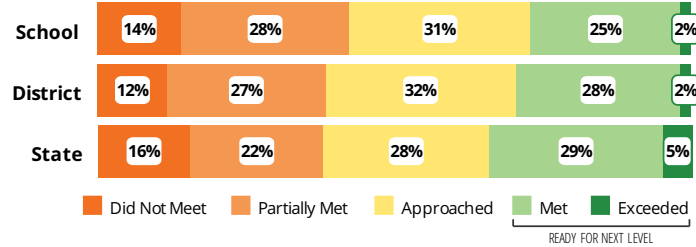
Principal: Mr. Gregory Leban
Superintendent: Mr. Philip Salemi

FAST FACTS



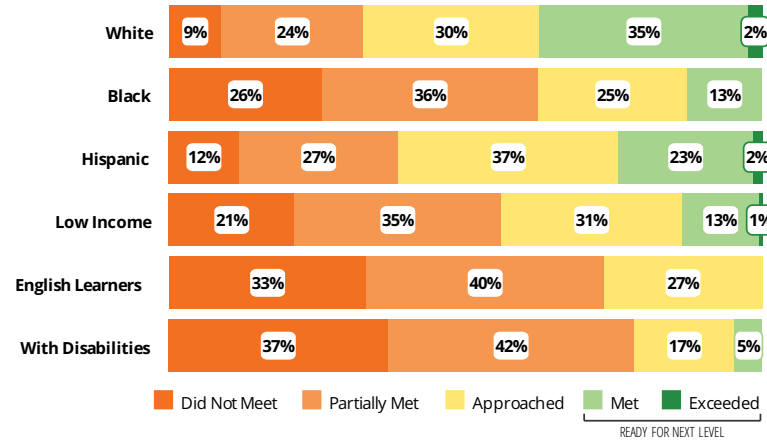
Academic Success

Middle All Illinois students in grades 3-8 take the PARCC assessment each year. High school students take the SAT in Math and English Language Arts.



Success by Student Group

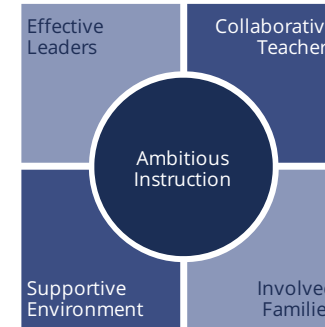
This display shows PARCC performance levels for each student group. No data is shown for groups with fewer than 10 students.



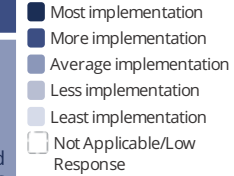
Student Characteristics

White	33%	Low Income	31%
Black	27%	English Learners	2%
Hispanic	35%	With Disabilities	11%
Asian	2%	Homeless	0%
American Indian	0%		
Two or More Races	4%		
Pacific Islander	0%		

School Environment



The **5Essentials Survey** allows students in grades 6-12 and all teachers to share their perspectives on essential conditions for learning. The anonymous survey consists of 5 components.



Response Rates	
Students	100%
Teachers	97%

Average Effective Leaders

Do principals and teachers implement a shared vision for success?

More Collaborative Teachers

Do teachers collaborate to promote professional growth?

Most Ambitious Instruction

Are the classes challenging and engaging?

More Supportive Environment

Is the school safe, demanding, and supportive?

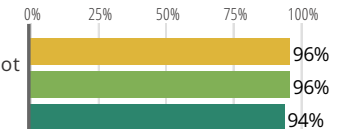
Average Involved Families

Does the entire staff build strong external relationships?

Student Attendance and Mobility

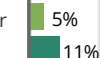
Attendance Rate

Rate at which students are present at school, not including excused or unexcused absences



Chronic Truancy Rate

Percentage of students who have been absent without valid reasons for 5% or more of regular school days



Student Mobility

Percentage of students who transfer in or out of the school during the school year, not including graduates





WESTCHESTER MIDDLE SCHOOL

School Highlights

Academic Courses

Home Economics/Family and Consumer Science, Art, General Music, Choral Music Creative Thinking, Research and Technology, Band, Instrumental Music, Introductory Spanish (6th Grade) Spanish I (7th/8th Grade)

Physical Education, Health and Wellness

Health Education is taught as part of the Physical Education class.

Other Programs and Activities

Jazz Band, Show Choir, ELL Club, West 40 Math Team, West 40 Speech and Drama, Literacy Night, Family Nights, WPTC, Intergovernmental Agreements with Village and Park District, Art and Sewing Club, Chorus, Musical, Chamber Ensemble, Show Choir, National Junior Honor Society, Reading and Math Support (Extra Innings), Student Council, Yearbook Club

School Awards

Athletic Teams have won conference championships over the last couple of years. The Speech and Drama and Math teams have also placed second in their competitions. We have also had our Destination Imagination team go to the National competition three years ago.

Career Development Courses and Programs

Career Day is held every other year. There is a career unit taught in the Home Economics class.

Athletics

Boys and Girls have the opportunity in 7th and 8th grade to participate in Basketball, Softball, and Volleyball. A Cheer and Dance team is also available to 7th and 8th graders in the fall/winter. Intramurals is available for all 6th, 7th, and 8th graders.

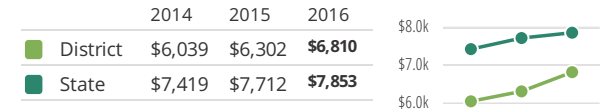
School Personnel Resources

ELL teacher, Reading Specialist, Resource/Interventionist at each grade level

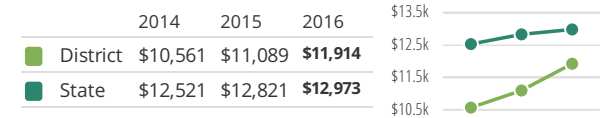
Facilities

District Finance

Instructional Spending per Pupil includes only the activities directly dealing with the teaching of students or the interaction between teachers and students.



Operational Spending per Pupil includes all costs for overall operations in this school's district, including Instructional Spending, but excluding summer school, adult education, capital expenditures, and long-term debt payments.



Educator Measures

This school has had **1 principal(s)** over the past 6 years. In the last three years, an average of **95% of teachers** return to this school each year.

FOR MORE INFORMATION

Visit IllinoisReportCard.com to see additional details about each item of information for this school. There you will find charts spanning multiple years, detailed explanations, resources, more of the school's programs and activities, and powerful tools that let you dig deeper into data.

Most of this data has been collected by ISBE from school districts through data systems. Some information, such as the School Highlights, is entered directly by principals and can be updated throughout the year.