



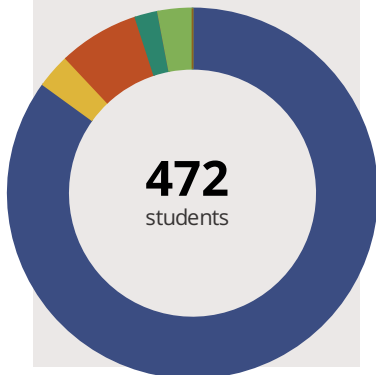
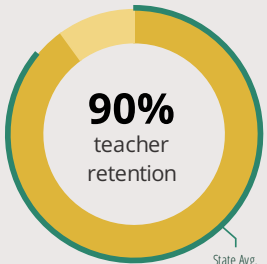
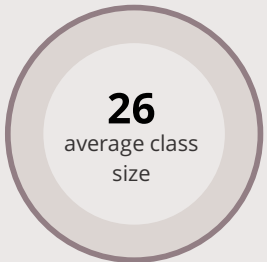
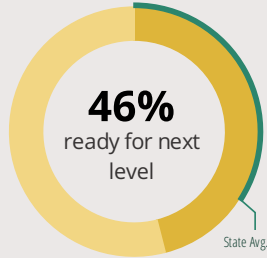
WHITMAN POST ELEM SCHOOL

1060 E UNION ST ROCKTON, IL 61072 1628 (815) 624-4006

Grades: 3-5
District: ROCKTON SD 140

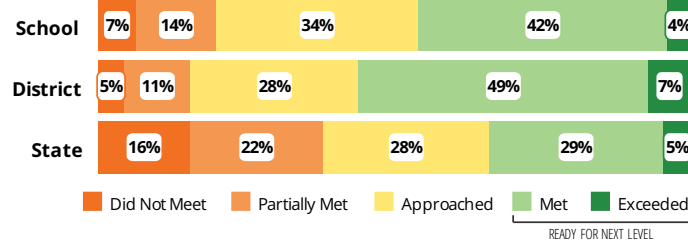
Principal: Ms.Megan Forsythe
Superintendent: Mr.Glenn Terry

FAST FACTS



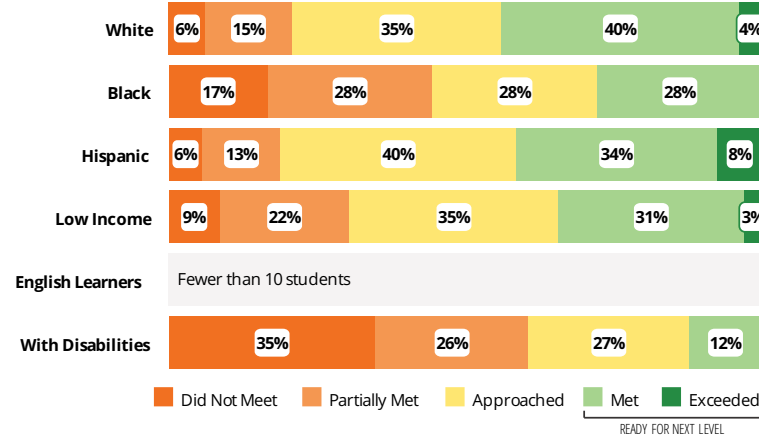
Academic Success

Elementary All Illinois students in grades 3-8 take the PARCC assessment each year. High school students take the SAT in Math and English Language Arts.



Success by Student Group

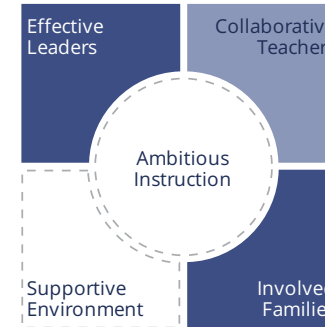
This display shows PARCC performance levels for each student group. No data is shown for groups with fewer than 10 students.



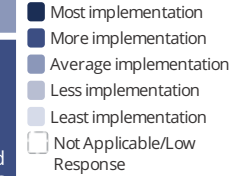
Student Characteristics

| | | | |
|-------------------|-----|-------------------|-----|
| White | 85% | Low Income | 34% |
| Black | 3% | English Learners | 1% |
| Hispanic | 7% | With Disabilities | 13% |
| Asian | 2% | Homeless | 1% |
| American Indian | 0% | | |
| Two or More Races | 3% | | |
| Pacific Islander | 0% | | |

School Environment



The **5Essentials Survey** allows students in grades 6-12 and all teachers to share their perspectives on essential conditions for learning. The anonymous survey consists of 5 components.



Response Rates

| | |
|----------|-----|
| Students | - |
| Teachers | 93% |

More Effective Leaders

Do principals and teachers implement a shared vision for success?

Average Collaborative Teachers

Do teachers collaborate to promote professional growth?

Ambitious Instruction

Are the classes challenging and engaging?

Supportive Environment

Is the school safe, demanding, and supportive?

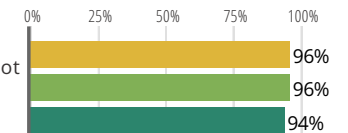
More Involved Families

Does the entire staff build strong external relationships?

Student Attendance and Mobility

Attendance Rate

Rate at which students are present at school, not including excused or unexcused absences



Chronic Truancy Rate

Percentage of students who have been absent without valid reasons for 5% or more of regular school days



Student Mobility

Percentage of students who transfer in or out of the school during the school year, not including graduates





WHITMAN POST ELEM SCHOOL

School Highlights

Academic Courses

Gifted and Talented Programs

Career Development Courses and Programs

Physical Education, Health and Wellness

Physical Education

Athletics

Intramural Sports, Running Club

Other Programs and Activities

After School Care, After School Math, After School Reading, Choir, Family Nights, Parent Associations, Project Fair, Young Rembrandts

School Personnel Resources

Paraprofessional, Reading Teacher, Special Education Teacher

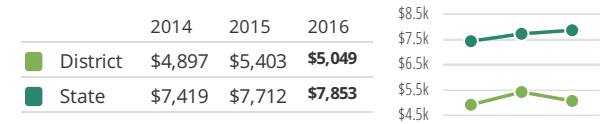
School Awards

Golden Apple Award Recipients, Smart training for staff

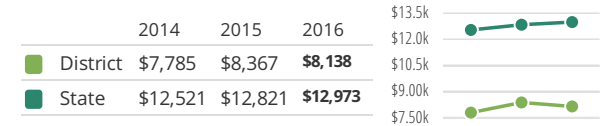
Facilities

District Finance

Instructional Spending per Pupil includes only the activities directly dealing with the teaching of students or the interaction between teachers and students.



Operational Spending per Pupil includes all costs for overall operations in this school's district, including Instructional Spending, but excluding summer school, adult education, capital expenditures, and long-term debt payments.



Educator Measures

This school has had **2 principal(s)** over the past 6 years. In the last three years, an average of **90% of teachers** return to this school each year.

FOR MORE INFORMATION

Visit IllinoisReportCard.com to see additional details about each item of information for this school. There you will find charts spanning multiple years, detailed explanations, resources, more of the school's programs and activities, and powerful tools that let you dig deeper into data.

Most of this data has been collected by ISBE from school districts through data systems. Some information, such as the School Highlights, is entered directly by principals and can be updated throughout the year.