



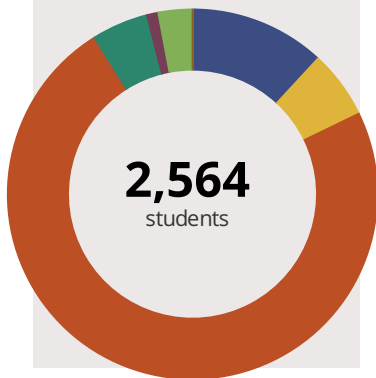
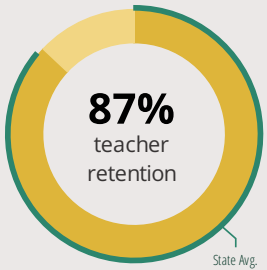
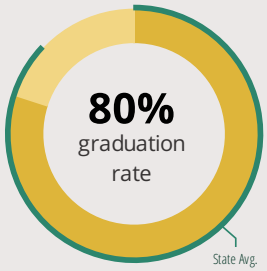
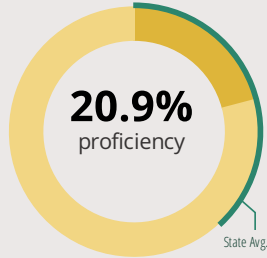
# ELGIN HIGH SCHOOL

1200 MAROON DR ELGIN, IL 60120 8145 (847) 888-5100

Grades: 9-12  
District: SD U-46

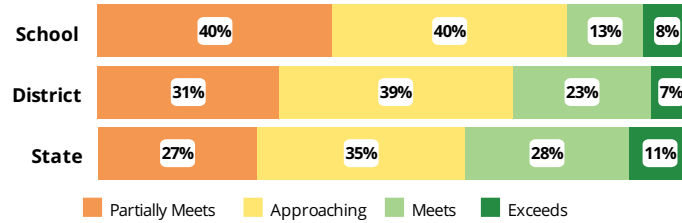
Principal: Krystal Thomas  
Superintendent: Mr. Tony Sanders

## FAST FACTS



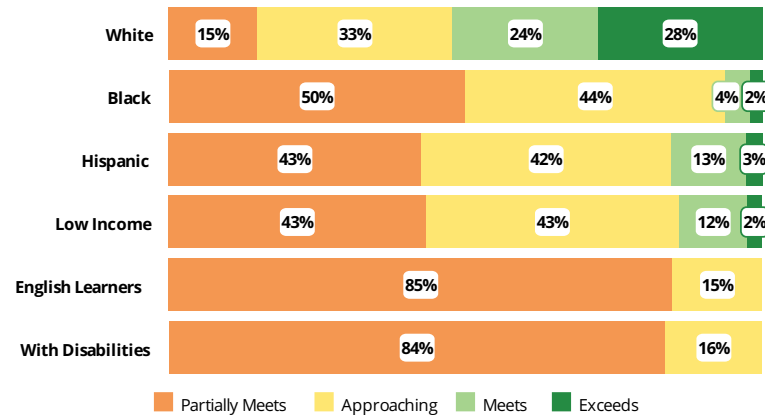
## Academic Success

High school students take the SAT in Math and English Language Arts. The display shows SAT results in four performance levels.



## Success by Student Group

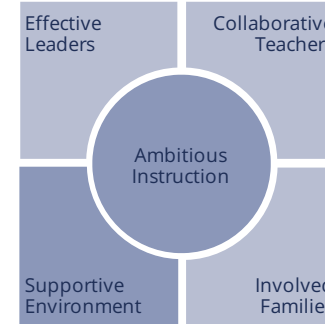
This display shows SAT performance levels for each student group. No data is shown for groups with fewer than 10 students.



## Student Characteristics

White	12%	Low Income	76%
Black	6%	English Learners	17%
Hispanic	74%	With Disabilities	8%
Asian	5%	Homeless	2%
American Indian	1%		
Two or More Races	3%		
Pacific Islander	0%		

## School Environment



The **5Essentials Survey** allows students in grades 6-12 and all teachers to share their perspectives on essential conditions for learning. The anonymous survey consists of 5 components.

- Most implementation
- More implementation
- Average implementation
- Less implementation
- Least implementation
- Not Applicable/Low Response

Response Rates	
Students	64%
Teachers	71%

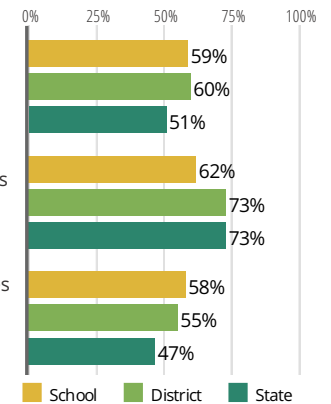
- Less** Effective Leaders  
Do principals and teachers implement a shared vision for success?
- Less** Collaborative Teachers  
Do teachers collaborate to promote professional growth?
- Average** Ambitious Instruction  
Are the classes challenging and engaging?
- Average** Supportive Environment  
Is the school safe, demanding, and supportive?
- Less** Involved Families  
Does the entire staff build strong external relationships?

## College Readiness

**Ready for College Coursework**  
Students who meet or exceed ACT college readiness benchmarks

**Postsecondary Enrollment**  
Students who enroll at colleges and universities

**Postsecondary Remediation** (*lower is better*)  
Students enrolled in Illinois community colleges who require remedial coursework





# ELGIN HIGH SCHOOL

## School Highlights

### Academic Courses

17 AP Courses, PLTW, Robust CTE offerings, Yearbook, Social Studies electives, Fine Arts, Applied Arts, Foreign Language and Literature, French 1-6, German I -6, Spanish for Native Speakers to AP Spanish ACT/SAT Prep, AVID, Bilingual Program, Gifted and Talented, Tutoring, Title 1 Programs

### Physical Education, Health and Wellness

Dance, Health Education Courses, Team Building, Team Sports, Water Safety, Weight Lifting/Toning, Yoga

### Other Programs and Activities

Tutoring, Boys&Girls Club, Link Crew, Career Ed Events, Family Nights, Mentoring, PTO, Mighty Acorns, Athletic Boosters Org, Elgin Water Day Organizer, Tech Crew, Forensics/Speech, Lit Mag, Mock Trial, Model U.N., National Honor Society, Scholastic Bowl, Student Council, P.B.I.S. Various Clubs

### School Awards

US News and World Report - America's Best High Schools, Elgin Green Award, National Board Certified Teachers, Fullbright Scholar, Illinois Teacher of the Year, Perfect ACT score, Nat. ProStart Comp, National Merit Scholars, Scholastic Writing, Co-Curricular Awards, Courier News Coach of the year

### Career Development Courses and Programs

Business Electives, CTE Courses, F.A.C.S. Courses, Capstone Internship/Work programs in all CTE programs, Career Cruising, Career Specialists, KeyTrain Specialists, KeyTrain/WorkKeys Skill Development, Professional Certifications, Articulated credit agreements with numerous colleges, universities

### Athletics

Baseball, B/G Basketball, B/G Bowling, B/G Cross Country, Football, B/G Golf, B/G Soccer, B/G Swimming & Diving, B/G Tennis, B/G Track & Field, B/G Volleyball, Color Guard, Conditioning and Fitness Classes, Badminton, Competitive Cheerleading, Competitive Dance, Girl's Gymnastics, Softball,

### School Personnel Resources

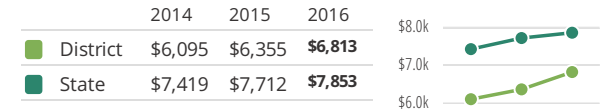
Bilingual Education Teacher, Bilingual Special Education Teacher, Department Chair, General Administrator or General Supervi, Librarian/Media Specialist, Paraprofessional, Reading Teacher, School Guidance Counselor, School Nurse, School Psychologist, School Social Worker, Special Education Teacher, Speech Language Pathologist-non teaching, Supervisory Dean, Visiting International Teacher

### Facilities

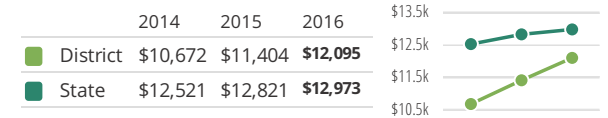
Most of this data has been collected by ISBE from school districts through data systems. Some information, such as the School Highlights, is entered directly by principals and can be updated throughout the year.

## District Finance

**Instructional Spending per Pupil** includes only the activities directly dealing with the teaching of students or the interaction between teachers and students.



**Operational Spending per Pupil** includes all costs for overall operations in this school's district, including Instructional Spending, but excluding summer school, adult education, capital expenditures, and long-term debt payments.



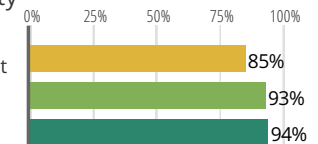
## Educator Measures

This school has had **1 principal(s)** over the past 6 years. In the last three years, an average of **87% of teachers** return to this school each year.

## Student Attendance and Mobility

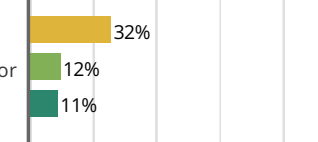
### Attendance Rate

Rate at which students are present at school, not including excused or unexcused absences



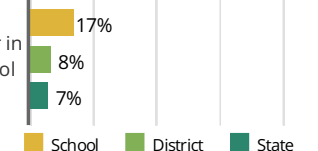
### Chronic Truancy Rate

Percentage of students who have been absent without valid reasons for 5% or more of regular school days



### Student Mobility

Percentage of students who transfer in or out of the school during the school year, not including graduates



## FOR MORE INFORMATION

Visit [IllinoisReportCard.com](http://IllinoisReportCard.com) to see additional details about each item of information for this school. There you will find charts spanning multiple years, detailed explanations, resources, more of the school's programs and activities, and powerful tools that let you dig deeper into data.