



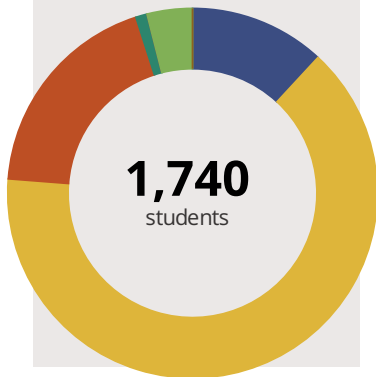
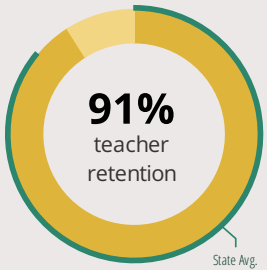
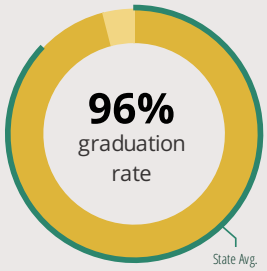
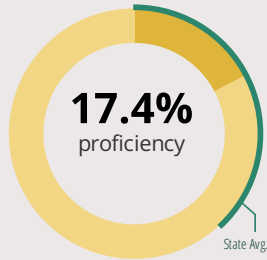
# THORNTON FRACTNL SO HIGH SCHOOL

18500 BURNHAM AVE LANSING, IL 60438 3046 (708) 585-2000

Grades: 9-12  
District: THORNTON FRACTIONAL TWP HSD 215

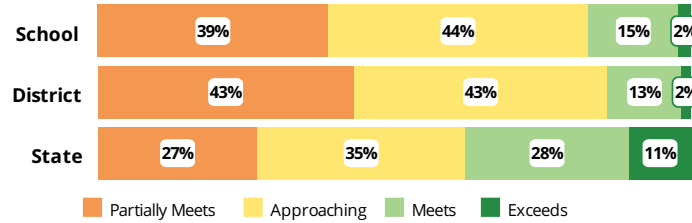
Principal: Mr. Jacob Gourley  
Superintendent: Dr. Greg Williams

## FAST FACTS



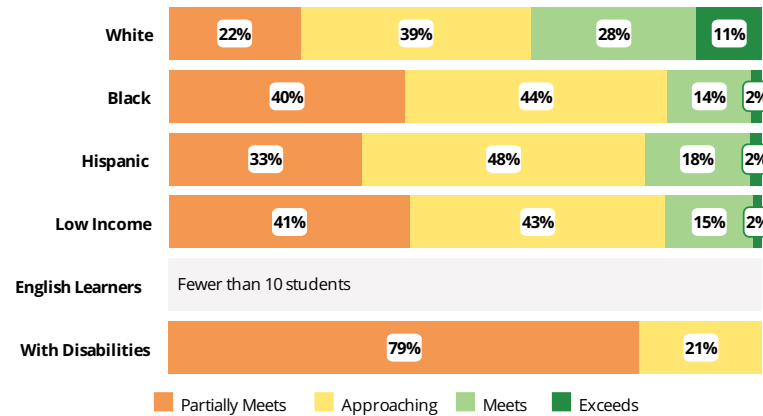
## Academic Success

High school students take the SAT in Math and English Language Arts. The display shows SAT results in four performance levels.



## Success by Student Group

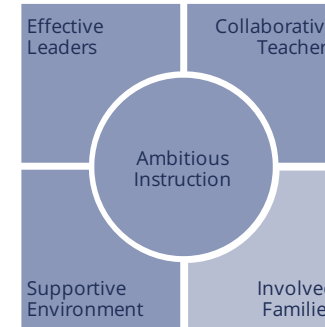
This display shows SAT performance levels for each student group. No data is shown for groups with fewer than 10 students.



## Student Characteristics

White	12%	Low Income	66%
Black	65%	English Learners	2%
Hispanic	19%	With Disabilities	7%
Asian	1%	Homeless	3%
American Indian	0%		
Two or More Races	4%		
Pacific Islander	0%		

## School Environment



The **5Essentials Survey** allows students in grades 6-12 and all teachers to share their perspectives on essential conditions for learning. The anonymous survey consists of 5 components.

- Most implementation
- More implementation
- Average implementation
- Less implementation
- Least implementation
- Not Applicable/Low Response

### Response Rates

Students	59%
Teachers	94%

### Average Effective Leaders

Do principals and teachers implement a shared vision for success?

### Average Collaborative Teachers

Do teachers collaborate to promote professional growth?

### Average Ambitious Instruction

Are the classes challenging and engaging?

### Average Supportive Environment

Is the school safe, demanding, and supportive?

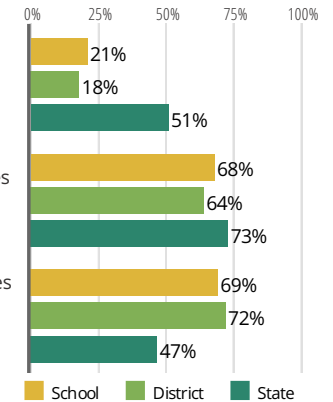
### Less Involved Families

Does the entire staff build strong external relationships?

## College Readiness

### Ready for College Coursework

Students who meet or exceed ACT college readiness benchmarks



### Postsecondary Enrollment

Students who enroll at colleges and universities

### Postsecondary Remediation (lower is better)

Students enrolled in Illinois community colleges who require remedial coursework



# THORNTON FRACTNL SO HIGH SCHOOL

## School Highlights

### Academic Courses

In addition to core courses required for graduation, T.F. South offers a robust and comprehensive curriculum allowing students to explore college and career interests in a wide number of areas. Our graduation requirements mirror the acceptance criteria for several State Universities.

### Physical Education, Heath and Wellness

Foundations of Physical Education, Team Sports, Health, Adaptive PE, Individual Sports, PE Leadership Training, Life Guarding, Recreational Sports, Aerobics and Fitness, Weight Training, Advanced Fitness and Conditioning

### Other Programs and Activities

Mentoring, Art Club, Drama/Theatre,, Marching Band, Poetry Workshops, Speech, TV Prod, Chess Club, Environmental Club, Lit Mag, Mathletes, Mock Trial, NHS, Poetry Slam, Book Club, Scholastic Bowl, Student Council, Peer Mediation, Friends of Rachel, Cultrural Exploraton Club, Science and Forensics

### School Awards

+\$8 Million in Scholarship Offers to Class of 2017, 18 Conference Champion Teams/Individuals, 21 Students Named Illinois State Scholars, 28 IHSA Academic Awards, 5 SSC Coaches of the Year, 834 Honor Roll Students, 84% of Teachers possess Advanced Degrees, Gilder Lehrman Hamilton Education Program Grant Recipient, One Golden Apple Fellow, One Teacher of Distinction on staff, Six Golden Apple Scholars on staff, Target Field Trip Grant Recipient

### Career Development Courses and Programs

Accounting, Auto-Body Tech, Automotive Services, CAD, Construction, Business and Technology Concepts, Child Development and Parenting, Construction, Cooperative Education, and Culinary Arts

### Athletics

Boys: Baseball, Basketball, Bowling, Cross Country, Football, Golf, Soccer, Swimming, Tennis, Track, Volleyball, Wrestling, Girls: Badminton, Basketball, Bowling, Competitive Cheerleading, Competitive Dance, Cross Country, Golf, Soccer, Softball, Swimming, Tennis, Track, Volleyball

### School Personnel Resources

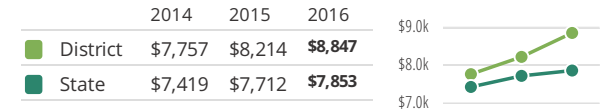
Bilingual Administrator, Department Chair, English as a Second Language Teacher, General Administrator or General Supervi, Librarian/Media Specialist, Paraprofessional, Reading Specialist, Reading Teacher, School Guidance Counselor, School Nurse, School Psychologist, School Social Worker, Special Education Teacher, Speech Language Pathologist-non teaching, Student Dean

### Facilities

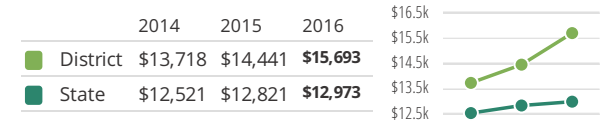
Our building has been expanded and modernized through the years. Students make use of the latest technology in our innovation studios, coding room, engineering lab, and content-area classrooms. A recently expanded cafeteria provides fresh, healthy, in-house prepared meals. Fine arts and athletic facilities on our 33-acre campus are second-to-none.

## District Finance

**Instructional Spending per Pupil** includes only the activities directly dealing with the teaching of students or the interaction between teachers and students.



**Operational Spending per Pupil** includes all costs for overall operations in this school's district, including Instructional Spending, but excluding summer school, adult education, capital expenditures, and long-term debt payments.



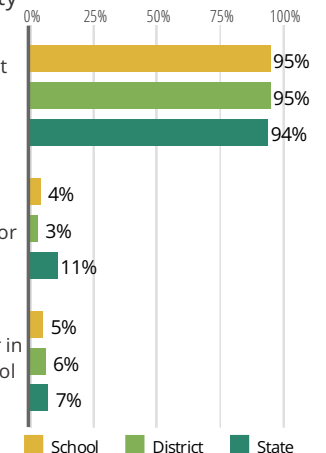
## Educator Measures

This school has had **3 principal(s)** over the past 6 years. In the last three years, an average of **91% of teachers** return to this school each year.

## Student Attendance and Mobility

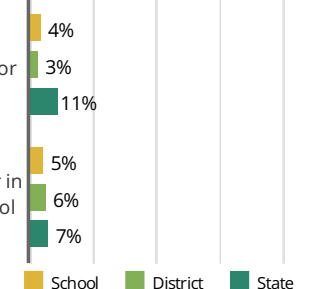
### Attendance Rate

Rate at which students are present at school, not including excused or unexcused absences



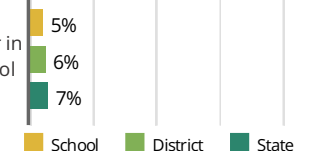
### Chronic Truancy Rate

Percentage of students who have been absent without valid reasons for 5% or more of regular school days



### Student Mobility

Percentage of students who transfer in or out of the school during the school year, not including graduates



## FOR MORE INFORMATION

Visit [IllinoisReportCard.com](http://IllinoisReportCard.com) to see additional details about each item of information for this school. There you will find charts spanning multiple years, detailed explanations, resources, more of the school's programs and activities, and powerful tools that let you dig deeper into data.

Most of this data has been collected by ISBE from school districts through data systems. Some information, such as the School Highlights, is entered directly by principals and can be updated throughout the year.